

Value of the distribution box demand factor



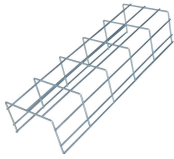
Overview

Demand Factor = Maximum demand of a system / Total connected load on the system. This report studies the global Distribution Boxes production, demand, key manufacturers, and key regions. This report is a detailed and comprehensive analysis of the world market for Distribution Boxes, and provides market size (US\$ million) and Year-over-Year (YoY) Growth, considering 2022 as the. The global market for Distribution Boxes was estimated to be worth US\$ million in 2023 and is forecast to a readjusted size of US\$ million by 2030 with a CAGR of % during the forecast period 2024-2030. A recent market study highlights that this growth is being propelled by the integration of renewable energy. The management of energy demand requires the efficient utilization of energy resources, the maintenance of a reliable supply, and the management of energy resources in an overall efficient manner. 2 billion in 2024, and forecasts indicate a robust 6. 1% CAGR from 2026-2033, with the market expected to reach USD 5.

Value of the distribution box demand factor



Demand factor is always less than one. For example, if a residence having 6000W equipment connected has a maximum demand of 300W, than demand factor = $6000W / 3300W = \dots$



Rapid industrialization, urbanization, and economic growth in countries like China, India, and Japan are driving the demand for comprehensive distribution box market products/services. The region's ...



As industries move towards automation and data-driven power management, the demand for distribution boxes that support predictive maintenance and real-time data analytics is rising sharply.




As countries continue to invest heavily in infrastructure projects, the demand for high-capacity distribution boxes above 40P is expected to see a consistent uptick.



The Distribution Boxes market size, estimations, and forecasts are provided in terms of sales volume (K Units) and sales revenue (\$ millions), considering 2023 as the base year, with history and forecast ...




This report explores demand trends and competition, as well as details the characteristics of Distribution Boxes that contribute to its increasing demand across many markets.



The owner's overall budget for first cost purchase and installation of the electrical distribution system and electrical utilization equipment will be a key factor in determining which of various alternate system ...



The demand for high-quality and reliable distribution boxes is driving the market for both metal and plastic distribution boxes. The choice of material depends on the specific requirements of the ...



The demand for intelligent distribution boxes is accelerating rapidly, driven by the proliferation of IoT, automation, and smart grid initiatives. These enclosures incorporate sensors, communication ...



Investments in housing, retail infrastructure, and rural electrification programs are driving demand for cost-effective and durable distribution boxes. The increasing focus on smart cities in the region also ...

Contact Us

For more information, pricing, or custom data center solutions, please contact us:

Website: <https://www.yoahorroenergia.es>

Email: hello@yoahorroenergia.es

Phone: +233 54 318 7269

Address: Plot 28, Spintex Road, Accra, Greater Accra, Ghana

This document is for informational purposes only. Specifications subject to change without notice.

