


Time verification of relay protection devices




Overview

This journal explains the testing of setting values and time delays on protection relay devices that focus on differential current protection. This problem is. Overcurrent & Earth Fault (E/F) protection testing is carried out to verify the proper operation of protective relays against the overcurrent and earth fault conditions. It ensures the relay detects faults accurately & trips the circuit breaker within the required time. The primary objective of these activities is to ensure the correctness, accuracy, and. The purpose of this Standard Work Practice (SWP) is to standardise and describe the method for testing of Ergon Energy protection relays for commissioning purposes. This SWP should be interpreted in conjunction with Standard for Substation Protection (V1).

Time verification of relay protection devices



How Does Instantaneous and Time-Overcurrent Protection Work? Overcurrent protection prevents damage from the overheating of critical components and conductors, further preventing fires and ...



It improves and enhances the sensitivity of the operation of the digital differential relay that protects Power Transformers by discriminating between inrush current and fault current. The...



This is a test to check the maximum length of time that the protection relay can withstand an interruption in the auxiliary supply without de-energizing, e.g. switching off, and that when this time is surpassed ...



Scope This procedure covers: Testing of overcurrent protection devices (circuit breakers, fuses and relays). Earth fault protection testing on every circuit. OCEF (Overcurrent & Earth Fault) ...



This journal explains the testing of setting values and time delays on protection relay devices that focus on differential current protection. The results of this test can be concluded whether the protection ...



The device is provided with a definite time over-current protection, which mainly provides locked rotor protection for the motor, and the action time is set according to the maximum allowable ...



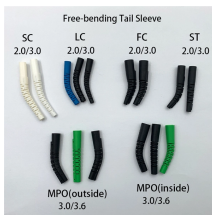
Reliably working protection relays are key in modern energy systems. Read on to learn about best practices, challenges, and trends in protection testing.



The laboratory performs advanced testing of protection systems using the Hardware-in-the-Loop (HIL) methodology, enabling real-time evaluation of device performance under dynamically simulated ...



An automatic verification system for substation protection settings that is connected to relay protection equipment through a serial interface and uses a virtual printer to generate numerical ...



The equipment is designed as a portable kit for on-site testing of protective devices, circuit-breakers, trip coils motor overloads and similar apparatus. The filter unit should be used when testing saturating ...



Protection systems are made up of many different types and makes of relays however the relays can be grouped by the function they perform. This SWP covers the individual tests required on a protection ...



This document discusses testing procedures for protection relays, including type tests, routine factory production tests, commissioning tests, and periodic ...

Contact Us

For more information, pricing, or custom data center solutions, please contact us:

Website: <https://www.yoahorroenergia.es>

Email: hello@yoahorroenergia.es

Phone: +233 54 318 7269

Address: Plot 28, Spintex Road, Accra, Greater Accra, Ghana

This document is for informational purposes only. Specifications subject to change without notice.

