


Structure diagram of a laser diode



Structure diagram of a laser diode




The P-I curve of the laser diode shows the relationship between the output power of the laser and the current flowing through it. The x-axis represents the current while the y-axis represents the output ...



What is a Laser Diode? The term LASER stands for Light Amplification by Stimulated Emission of Radiation. A laser diode is a semiconductor-based PN junction device that converts ...



Understand Semiconductor Laser (Laser Diode) with construction, working principle, energy band diagram, and applications. Easy exam notes with diagrams.



To operate, laser diodes must induce photon emission at a semiconductor junction. Emissions from a laser diode can be classified into three categories based on how they are ...




The core structure of a laser diode relies on a p-n junction formed from doped semiconductor materials, typically gallium arsenide. The length of this junction is carefully designed to set the desired emission ...



Understand Semiconductor Laser (Laser Diode) with construction, working principle, energy band diagram, and applications. Easy exam notes with diagrams.



A laser diode is a semiconductor device that is identical to a light-emitting diode (LED) and converts electrical energy into light. In this article, we'll learn about their development, working, ...



A complete engineering guide to laser diode fundamentals. Explore the working principle, heterostructure design, essential driver circuits, thermal management, and industry applications in ...



Figure 1: LASER Diode. Figure (1) illustrates the typical structure of commonly used semiconductor laser diode. In figure (1), the layers at PN-junction are positioned in such a way that ...



The purpose of this laser diode tutorial is to provide the information necessary to create a long lifetime, stable laser diode system. Much of what will be discussed will be in general terms of laser diode ...



The below diagram is a graphical plot between output optical power on y-axis and the current input to the laser diode on x-axis. As we increase the current flow to the laser diode, the ...

Contact Us

For more information, pricing, or custom data center solutions, please contact us:

Website: <https://www.yoahorroenergia.es>

Email: hello@yoahorroenergia.es

Phone: +233 54 318 7269

Address: Plot 28, Spintex Road, Accra, Greater Accra, Ghana

This document is for informational purposes only. Specifications subject to change without notice.

