


Specifications of Grounding Pins for Secondary Distribution Boxes



Specifications of Grounding Pins for Secondary Distribution Boxes



PURPOSE: The specifications and drawings of this been published to set forth requirements, standards for the construction of 24.9/14.4 distribution lines and associated equipment assembly units. The ...



The A/E shall include details on the drawings, and edit details as necessary to comply with project scope and latest codes. This section specifies the furnishing, installation, connection, and testing of ...




Grounding conductor sizes shall comply with NEC Table 250.122, minimum size shall be #12 copper except #14 on control circuits. This shall apply to all circuits rated 100 volts or more ...



For example, for U.S. installations, the National Electrical Code (NEC) gives you the requirements for safe bonding and grounding, such as information about the size and types of conductors and ...



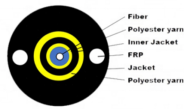
This section shall cover all grounding from the secondary of the main supply transformer OR service entrance main disconnect and all wiring downstream of ...




Each DISTRIBUTION BOX and controller must be grounded. On the US market, a 5.26 mm² (10 AWG) ground wire must be used, and in all other markets a 6 mm² must be used.



Provide new complete secondary underground service, including conduit and conductors, from the existing transformer pad location to the CT enclosure, new Service Rated ATS panel, and new 400 ...



Each Power Circuit Breaker or Power Transformer having a bushing Voltage Transformer on the tank shall have the Voltage Transformer provided with a separate ground lead, independent of the ...



Ground underground duct banks for primary or secondary power cables with a No. 4/0 AWG bare stranded copper ground wire that is run within the duct banks and is grounded at both ends.



The designer will evaluate the sizing of the grounding system and the need for an isolated or bonding ground system separate from the building grounding system.



This technical specification describes SPEN's requirements for earthing and bonding systems at secondary substations. This includes all HV/LV substations, HV only substations, HV pole-mounted ...

Contact Us

For more information, pricing, or custom data center solutions, please contact us:

Website: <https://www.yoahorroenergia.es>

Email: hello@yoahorroenergia.es

Phone: +233 54 318 7269

Address: Plot 28, Spintex Road, Accra, Greater Accra, Ghana

This document is for informational purposes only. Specifications subject to change without notice.

