

# Principles of Spanish Industrial Switches




## Overview

Los switches eléctricos se utilizan para encender y apagar motores eléctricos en máquinas y sistemas industriales. WAGO's. What is Switch?

A switch is an electrical component that can create or break an electrical circuit automatically (or) manually. The switch is mostly used with an ON (open) & OFF (closed) mechanism. Let's explore the working principles of switches and sensors, their applications across different industries, and. This article features an in-depth discussion of the various options for buttons and switches, including function, styles, shapes, and illumination options for all kinds of control panel inputs. In our modern daily lives, we all interact with buttons and switches. The fundamentals of Switches provides.

## Principles of Spanish Industrial Switches



This guide will explore the functions of industrial switches, cover the different types available, and offer insights into their applications in various sectors.



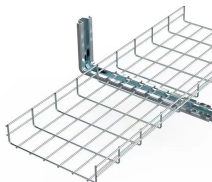
Los switches eléctricos se utilizan para encender y apagar motores eléctricos en máquinas y sistemas industriales. Esto permite un control preciso de la velocidad ...



Los switches eléctricos se utilizan para encender y apagar motores eléctricos en máquinas y sistemas industriales. Esto permite un control preciso de la velocidad y la dirección de rotación de los ...



The fundamentals of Switches provides easy-to-understand explanations of product definitions, technologies, usage, standards, and terminology. You can learn the fundamentals necessary to use ...



La gama de switches de WAGO garantiza la escalabilidad de su infraestructura de red ETHERNET, proporcionando características eléctricas y mecánicas excepcionales. Estos robustos switches están ...




We distribute equipment, modules and components since 1991. We have commercial offices in Spain, Portugal and France. Information and expert assistance at every stage of the project. Pre-sales, after ...



Let's explore the working principles of switches and sensors, their applications across different industries, and the wiring configurations that facilitate their ...



r industrial automation and power systems. Rotary DIP Switches or DIP Switches are used to set up the node or IP address of a PLC, or Modbus I/O Module. Tactile switches would be used on industrial ...




Let's explore the working principles of switches and sensors, their applications across different industries, and the wiring configurations that facilitate their operation.



This article features an in-depth discussion of the various options for buttons and switches, including function, styles, shapes, and illumination options for all kinds of control panel inputs.



Explore different switch types and their working principles. Learn how different switches, such as toggle, push-button, and rotary, work in electrical circuits and devices.



Explore various types of instrumentation switches used in industrial automation, including pressure, level, flow, and temperature switches. Learn how these switches work, where they are ...

## Contact Us

For more information, pricing, or custom data center solutions, please contact us:

Website: <https://www.yoahorroenergia.es>

Email: [hello@yoahorroenergia.es](mailto:hello@yoahorroenergia.es)

Phone: +233 54 318 7269

Address: Plot 28, Spintex Road, Accra, Greater Accra, Ghana

This document is for informational purposes only. Specifications subject to change without notice.

