


# PLC Relay Protection Design








## Overview

Surge, EFT, and ESD Protection Reference Design for PLC Analog Inputs (Rev. This document supplements PJM Manual 07 which contains the minimum design standards and requirements for the protection systems associated with the bulk power facilities within PJM. For example, unselective protection operation during a medium voltage network fault will cause an outage for an unnecessarily large number of consumers. While this is bad, it's not a. The Programmable Logic Controller (PLC) system is usually connected to an external DC power supply to provide power to the controller unit, backplane and I/O modules. The input protection circuits are required to protect the PLC from various faults that may occur either on the field or the PLC.

IEEE/IAS/I&CPSD Protection & Coordination WG Chair Jacobs Canada, Calgary, AB rasheek.com IEEE Southern Alberta Section PES/IAS Joint Chapter Technical Seminar - November 2016 Protective Relays - Technical Seminar Nov 2016 - Copyright: IEEE 2 Abstract: Protective relays and devices. This handbook covers the code of practice in protection circuitry including standard lead and device numbers, mode of connections at terminal strips, colour codes in multicore cables, dos and donts in execution. Also principles of

various protective relays and schemes including special protection. PLC-BASED ADAPTIVE RELAY PROTECTION SYSTEM IMPLEMENTATION Ualikhan Iskakov, Josif Breido & Gamzat Sundet This Publication has to be referred as: Iskakov, U; Breido, J & Sundet, G (2020).

## PLC Relay Protection Design

	<p>A fast and selective arc fault mitigation for air-insulated LV &amp; MV switchgear and Relion protection and control relays and sensor technology protect staff and plant facilities for many years.</p>
	<p>Protective relays and devices have been developed over 100 years ago to provide “lastline” of defense for the electrical systems. They are intended to quickly identify a fault and isolate it so the balance of ...</p>
	<p>Description This reference design shows the superior protection capabilities of new 33-V protection devices (such as TVS3300) for factory automation and control. The Canadian Standards Association ...</p>
	<p>Read about Relay Circuits and Ladder Diagrams (Relay Control Systems) in our free Automation Textbook</p>
	<p>Protection systems are only one of several factors governing power system performance under specified operating and fault conditions. Accordingly, the design of such protection systems must be clearly ...</p>




Read about Relay Circuits and Ladder Diagrams (Relay Control Systems) in our free Automation Textbook



Also principles of various protective relays and schemes including ...



PLC program development window for the adaptation system. The PLC program of the system for adapting the current protection settings implemented in ...



Industry's first high-voltage eFuse, the TPS266x devices, integrate all of the necessary functions required to simplify the complete protection needs. This application report describes how the ...



Protection Relays selection, integration, and best practices for PLC & Automation Control Panel assemblies compliant with IEC 61439.



Also principles of various protective relays and schemes including special protection schemes like differential, restricted, directional and distance relays are explained with sketches.



Taking into account the peculiarities of modern microprocessor-based relay protection devices, we propose a structural diagram shown in Fig. 2 to implement PLC based adaptive protection system.



PLC program development window for the adaptation system. The PLC program of the system for adapting the current protection settings implemented in accordance with the developed ...

## Contact Us

For more information, pricing, or custom data center solutions, please contact us:

Website: <https://www.yoahorroenergia.es>

Email: [hello@yoahorroenergia.es](mailto:hello@yoahorroenergia.es)

Phone: +233 54 318 7269

Address: Plot 28, Spintex Road, Accra, Greater Accra, Ghana

This document is for informational purposes only. Specifications subject to change without notice.

