

# National Standard Thickness of Fireproof Cable Tray Cover Plates



## National Standard Thickness of Fireproof Cable Tray Cover Plates



All trays must undergo salt spray tests and coating thickness tests to ensure the coatings meet the durability levels required under the IEC standard for ...



NEMA VE 1-2017 Specifies requirements for metal cable trays and associated fittings designed for use in accordance with the rules of Canadian Electrical Code, Part I and the National Electrical Code®



Select the tray width and thickness according to the number and weight of cables. Ensure mechanical strength is sufficient to prevent deformation or failure under ...



A generic guideline developed by the Cable Tray Institute indicates that cable trays should not be filled in excess of 40-50% of the inside area of the tray or of the tray's maximum weight based on the cable ...



Eng 6237 - Free download as PDF File (.pdf), Text File (.txt) or read online for free. The document provides technical specifications for perforated galvanized iron (GI) cable trays with tray covers.



Nonmetallic - Cable tray covers Covers Covers for straight sections Material thickness: 1/8" (3.18mm) Standard cover length: 120" (10 ft.)



The national standard for cable tray thickness specifies the minimum allowable plate thickness for different specifications of steel bridge, FRP bridge and aluminum alloy bridge.



Select the tray width and thickness according to the number and weight of cables. Ensure mechanical strength is sufficient to prevent deformation or failure under full load.






Splice plates should be placed on the outside of the cable tray, unless otherwise specified by the manufacturer, with the bolt heads on the inside of the cable tray (see Figure 3-37).



Firestop packs should be placed in an orderly sequence. The gap area between firestop packs and cables should not exceed 1 cm<sup>2</sup>, and the packing thickness should be not less than 24 ...



Eng 6237 - Free download as PDF File (.pdf), Text File (.txt) or read online for free. The document provides technical specifications for perforated galvanized iron ...

	<p>The uniform thickness of the thermal insulation layer is 25mm, double-layer cover plate is adopted for ventilation, and fireproof coating is sprayed inside. When the fireproof cable tray encounters fire, the ...</p>
	<p>The proper coating and acceptance of fireproof cable trays are essential for long-term performance and safety. This guide explains the critical steps in fireproof cable trays acceptance, ...</p>
	<p>In-depth guide to cable trays, focusing on NEC Article 392. Covers types, selection, installation, and safety standards for electrical systems.</p>

## Contact Us

For more information, pricing, or custom data center solutions, please contact us:

Website: <https://www.yoahorroenergia.es>

Email: [hello@yoahorroenergia.es](mailto:hello@yoahorroenergia.es)

Phone: +233 54 318 7269

Address: Plot 28, Spintex Road, Accra, Greater Accra, Ghana

This document is for informational purposes only. Specifications subject to change without notice.

