




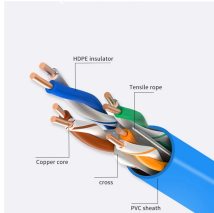
Load identification plate of the third-level distribution box





Load identification plate of the third-level distribution box

| | |
|---|--|
|  | <p>Download Schneider Electric Electrical Distribution CAD files in over 40 different file formats</p> |
|---|--|

| | |
|---|---|
|  | <p>The level of incident energy should be used along with the guidelines in NFPA 70E for the recommended personal protective equipment (PPE) that should be worn by people who will be within ...</p> |
|---|---|

| | |
|--|--|
|  | <p>Identify all drives, starters, disconnect switches, and control devices with a plate or thermal-transfer label. Match identification exactly to equipment legend noted on the drawings.</p> |
|--|--|

| | |
|---|---|
|  | <p>It is intended to provide easy identification of a component's location, power supply, and load information from the equipment label solely and to make it easy to trace equipment power sources and loads for ...</p> |
|---|---|

| | |
|---|--|
|  | <p>The purpose of the advisory notice [PDF, 232 KB] is to draw the attention of developers and owners of multiple occupancy buildings, and their electrical consultants and contractors to the ...</p> |
|---|--|



This document provides specifications, ordering information, illustrations, and application instructions for the various sizes of non-concrete and precast concrete enclosures used in PG& E electric ...



All receptacle plates shall be marked in black permanent marker tape on the face of the plate, with the receptacles panel and branch circuit designation. The identification shall be made with clear self ...



Identify terminals and wiring designations and color-codes to facilitate installation, operation, and maintenance. Indicate recommended types, wire sizes, and circuiting arrangements for field-installed ...




In order to attain a high level of efficiency, the components should work with a load of 70 to 80 % of the maximum power output. Undersizing causes malfunctions, while oversizing results in excess costs.



Distribution Boxes shall have Isolator (Switch Disconnecter) on incoming circuit and Porcelain CUTOOUT fuse base disconnecter on outgoing circuits with necessary interconnecting Bus Bars.



Use panel identification labels that indicate which panel the label corresponds to. This helps prevent confusion and ensures workers can quickly locate the correct circuit for maintenance or emergencies.



A wall-mounted box shall be primarily identified with the abbreviation PILL, followed by a system-generated number for identification with the system. The pillar's physical address is included in the ...

Contact Us

For more information, pricing, or custom data center solutions, please contact us:

Website: <https://www.yoahorroenergia.es>

Email: hello@yoahorroenergia.es

Phone: +233 54 318 7269

Address: Plot 28, Spintex Road, Accra, Greater Accra, Ghana

This document is for informational purposes only. Specifications subject to change without notice.

