

Industrial Switch Parameter Comparison Table



IP65/IP55 OUTDOOR CABINET






WATERPROOF OUTDOOR CABINET

42U/27U

OUTDOOR BATTERY CABINET



Industrial Switch Parameter Comparison Table

	<p>Compare Cisco switches side by side in a features comparison chart to find the right Enterprise LAN or Data Center Switch for your needs.</p>
	<p>Smartports provide a set of configurations to optimize port settings for common devices like automation devices, switches, routers, PCs and wireless devices. Smartports can also be customized for specific ...</p>
	<p>Read this document and the documents listed in the additional resources section about installation, configuration, and operation of this equipment before you install, configure, operate, or maintain this ...</p>
	<p>Compare Cisco industrial switches and choose the right model for factory networks, rugged edge deployments, PoE devices, and industrial Ethernet applications.</p>
	<p>The initial decision to make when selecting an industrial Ethernet switch is whether to go with a managed switch or an unmanaged switch. Unmanaged switches are ...</p>



No longer just a network accessory, the industrial Ethernet switch has evolved from its origins as a simple factory data acquisition device. Today, these switches serve a continually broadening ...



IP20-rated Managed Industrial Ethernet Switches are robust and versatile, providing fast and easy diagnostic capability and enabling a high degree of control over network adaptations, configurations ...



Industrial Ethernet switches were designed for environments that are not favorable to commercial switches. This can include environments with temperature extremes, high vibration and severe ...



The initial decision to make when selecting an industrial Ethernet switch is whether to go with a managed switch or an unmanaged switch. Unmanaged switches are simple, straightforward to ...



Comprehensive technical specifications, environmental ratings, networking features, management capabilities, and compliance certifications for the Catalyst IE3500 Rugged Series switches



Weidmüller managed switches with IEEE 1588 PTP are particularly suited for motion control applications where distributed clocks must be synchronised with high levels of accuracy.



Discover how to select the right industrial switch in 2025 with key technical parameters, factors to consider, and future trends for optimal network performance.



Lean Managed Switches are engineered for use in industrial environments that are installed and maintained by control minded Automation Engineers and Technicians.



A spec-by-spec guide to choosing industrial ethernet switches that survive harsh environments. For OEM engineers and system integrators specifying food, pharma, and factory automation networks.

Contact Us

For more information, pricing, or custom data center solutions, please contact us:

Website: <https://www.yoahorroenergia.es>

Email: hello@yoahorroenergia.es

Phone: +233 54 318 7269

Address: Plot 28, Spintex Road, Accra, Greater Accra, Ghana

This document is for informational purposes only. Specifications subject to change without notice.

