

IBM Fiber Optic Switch Default Management




IBM Fiber Optic Switch Default Management



This User's Guide contains setup and installation instructions for the IBM Flex System FC5022 16Gb SAN Scalable Switch and general information about the switch, including how to configure, update, ...



The password on these switches is always fibreanne/fibranne any time I've worked on them. I believe you can reset the passwords without doing a full factory reset.



The SAN24B-6 switch with Gen 6 Fibre Channel storage technology is designed to simplify setup, management and monitoring while delivering performance required by flash storage and growing ...



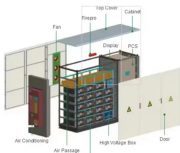
Using a serial cable to connect into the serial IOIOI port on the front of the unit, or telnet to the default IP address of 10.77.77.77 / 255.255.255.0. Open Putty in this case from COM port 5 serial with the ...



The switch will default to using the internal management port with a switch reboot. Refer to the Technical Service Bulletin (TSB) for additional instructions when connecting to the switch using the front panel ...




You can use the management functions built into the switch to monitor the fabric topology, port status, physical status, and other information to help you analyze



Follow these steps to learn how to find IBM router factory password. This is the best method to access the IBM 3534 F08 FIBRE SWITCH panel for the first time, using a password set by the manufacturer ...



Before using this information and the product it supports, read the general information in Appendix B, "IBM Statement of Limited Warranty Z125-4753-08 04/2004," on page 75 and Appendix C, "Notices," ...



It provides detailed Fibre Channel switch module configuration data and step-by-step configuration procedures for integrating the BladeCenter unit into other vendor switch fabrics.



Getting help Fabric OS Administrator's Guide. Table 1. Management options for the SAN 42B-R. Up to two admin sessions and four user sessions simultaneously. For more information, see the Fabric OS ...



At this point, enter the default user name and password admin/admin, you can log in to the switch. Then use `cd flash:/?` command to see if a WebImage file exists in the system directory of the switch.



NOTE: Although the web network management method intuitively manages the device through a graphical interface, which is convenient for users to operate, it provides basic functions for daily ...

Contact Us

For more information, pricing, or custom data center solutions, please contact us:

Website: <https://www.yoahorroenergia.es>

Email: hello@yoahorroenergia.es

Phone: +233 54 318 7269

Address: Plot 28, Spintex Road, Accra, Greater Accra, Ghana

This document is for informational purposes only. Specifications subject to change without notice.

