


Huawei Switch Computer Access VLAN



Overview

Configuring a Huawei switch to assign an IP address to VLAN 1 and binding multiple ports to it can seem challenging, but this step-by-step guide simplifies the process. Follow along to set up your switch effectively! VLANs can be assigned based on interfaces, MAC addresses, IP subnets, protocols, and policies (MAC addresses, IP addresses, and interfaces). Table 3-69 compares different VLAN assignment modes. You can download this configuration on Huawei. Connect to the device using SSH or the console port. Log in to the management interface using your username and password. For example: Replace USERNAME with the new username, set the password, define service-type (telnet, ssh, etc. Whether you're segregating departments in a corporate office or isolating IoT devices in a smart factory, VLAN configuration isn't. Interface-based VLAN assignment is the simplest and most effective method for assigning VLANs.

Huawei Switch Computer Access VLAN




Configuring VLANs on a Huawei switch isn't just about typing commands—it's about crafting a network that's resilient, agile, and secure. While the basics get you online, mastery turns ...



This text is a guide detailing Basic Command Line Interface (CLI) Commands on Huawei brand switches. It provides step-by-step instructions for users to perform fundamental network configuration ...



Interface-based VLAN assignment is the simplest and most effective method for assigning VLANs. With interface-based VLAN assignment, an interface is added to a VLAN, after which the interface can ...



In this lesson we will learn Huawei VLAN Configuration on Huawei Switches. VLAN Configuration is one of the key lessons for Huawei HCNA.



Using the `vlan-switch stack-vlan` command, you can configure VLAN switching to add an outer VLAN tag to packets on an interface. Using the `undo vlan-switch` command, you can delete a VLAN switching ...




Configuring a Huawei switch to assign an IP address to VLAN 1 and binding multiple ports to it can seem challenging, but this step-by-step guide simplifies the process.



In the figure below, the switch connects to the office server, production server, and disaster recovery server on different network segments. Different services need to be assigned to ...



Assign VLANs on Switch_1 and Switch_2, configure Switch_1 and Switch_2 to transparently transmit VLAN packets to Router, and configure a VLANIF interface for each VLAN on Router to allow ...



Configure VLAN aggregation on SwitchB to add VLANs of different departments to a super-VLAN so that PCs in different departments can access the Internet using the super-VLAN.



This tutorial covers everything from VLAN creation to interface assignment and verification — perfect for beginners and network professionals alike. ☐☐
Topics Covered: Entering ...



Configuring a Huawei switch to assign an IP address to VLAN 1 and binding multiple ports to it can seem challenging, but this step-by-step guide ...

Contact Us

For more information, pricing, or custom data center solutions, please contact us:

Website: <https://www.yoahorroenergia.es>

Email: hello@yoahorroenergia.es

Phone: +233 54 318 7269

Address: Plot 28, Spintex Road, Accra, Greater Accra, Ghana

This document is for informational purposes only. Specifications subject to change without notice.

