




How to wire the wire-cutting unit



How to wire the wire-cutting unit



Wire is an encrypted communication and collaboration app created by Wire Swiss. It is available for iOS, Android, Windows, macOS, Linux, and web browsers such as Firefox.



Getting a wire EDM to behave starts with a solid setup, and in this episode we walk through exactly how we do it in the shop.



This document provides an overview and instructions for an ...




End-to-end encryption ensures privacy for projects, client interactions, and more with Wire for Teams & Small Business. Start for free and grow with ease.



Get everything done in one app. • Simple to use and beautifully designed • A single tool to make small teams and complex organizations more productive • Security and privacy at the core Wire offers a ...



You'll learn how to adjust the wire guide frame, properly coil the electrode wire, and select the right dielectric fluids to ensure the best results. Ready to dive in? Let's transform your wire-cut ...



Wire keeps all your communication end-to-end encrypted, protecting each interaction within its own locked fortress. Only you and your recipients can access the information.



Wire is a private messaging app built with business customers in mind, but its free version is useful for staying in touch with family and friends across various platforms. Wire makes...



It details ensuring safety, wearing proper protective equipment, starting the machine correctly, setting parameters like wire tension and feed, and basic maintenance after use. Edge finding and center ...



- Insert wire in the first feed tube until the wire touches the feed rollers. While pushing the wire lightly against the feed rollers rotate the rollers by hand to feed the wire thru the second feed tube and out ...



The Wire transport system, Wire guides, automatic wire threader and dielectric systems are critical to the productivity of a Wire EDM machine. The basic Wire EDM today offers 4- or 5-axis (X, Y, U, V & ...



Operating an Automatic Wire Cutting Machine efficiently is crucial for ensuring Productivity and Precision in your Wire Processing Tasks. Whether you're using a DIY Automatic Wire Stripping ...




Use Wire the way you need it. Explore Wire's inclusive design and accessibility features.




Collaborate without compromise with Wire, the trusted platform for millions worldwide. Stay in control with end-to-end encryption that's invisible, flexible collaboration, and intuitive user interface.



This article provides a step-by-step guide to constructing a functional wire cutting and stripping machine, covering design principles, component selection, assembly methods, and safety precautions.



Learn how to set up and fine-tune automatic wire cutting, stripping, and crimping machines for peak accuracy and productivity.



Attach Pigtail Wires to Circuit Wires Install pigtail wires if there is more than one cable in the box. Cut 6-inch lengths of each ...




Attach Pigtail Wires to Circuit Wires Install pigtail wires if there is more than one cable in the box. Cut 6-inch lengths of each type of wire in the cable with a scrap of the same kind of circuit ...



Audio Messages with Voice Filters: Wire lets you record and send audio messages with intelligent voice filters fully encrypted. Discover how Wire enables secure, compliant, and seamless collaboration for ...



Download Wire to experience secure, end-to-end encrypted communication. Access the latest features and updates to enhance your collaboration today.



NOTE: When the automatic cutter is plugged into a 120v power source, it is always on. If left plugged into a 120v power source, the machine goes into Sleep Mode after 30 minutes of inactivity and the ...



This document provides an overview and instructions for an automatic wire cutting and stripping machine. It includes sections on safety notices, machine specifications for different models, an ...

Contact Us

For more information, pricing, or custom data center solutions, please contact us:

Website: <https://www.yoahorroenergia.es>

Email: hello@yoahorroenergia.es

Phone: +233 54 318 7269

Address: Plot 28, Spintex Road, Accra, Greater Accra, Ghana

This document is for informational purposes only. Specifications subject to change without notice.

