

How to use a mobile 4G data terminal box



How to use a mobile 4G data terminal box




uCloudlink GLMU20A02 4G Wireless Data Terminal is a compact and portable device that provides users with reliable and fast internet access on the go. With its built-in 3500mAh battery, you can ...



Using Your 4G LTE Modem From The Terminal *
 These directions have been tested on Rocky Linux 8.4, Fedora 32, Raspbian Buster (10) / Raspberry Pi OS and Trisquel 8 (EM7455 & LT4120), but ...



2.4G/5G wireless network separately. With the guest network function, users can set up an independent Internet environment for guest, which uses a separate Internet key. This not only prevents the ...



The wireless data transmission terminal needs to be connected to a remote server to realize data transmission. The user needs to configure the address and port ...



2 Product overview INVT TBox-4G/A industrial Internet data transmission terminal is an intelligent IoT 4G wireless data terminal, which can easily achieve remote data collection, remote ...



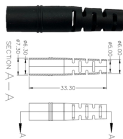
1.1 Introduction It is a portable 4G MiFi product which supports FDD-LTE/ TDD-LTE/ TD-SCDMA/ WCDMA/ GSM. User equipment can connect to the via WiFi or USB, enjoy a fast navigation ...



Learn 4G Data Terminal & WPS tips to quickly and safely connect devices on construction sites, delivery vans, and remote locations.



PAGE 1 Function Introduction Product Overview 1 2 5 3 1. Power on: Press power button for 3 seconds. 2. Power off : Press power button for 5 seconds. 3. Reset: Press power button for 14 seconds. 4. ...



The Fair Usage Policy of local carriers ensure the unlimited local mobile data packages or data packages with capped mobile data thereafter. Once you have reached the daily data allotment, the ...



Get 4G/LTE for your Helcim Smart Terminal. This guide covers the benefits, setup instructions, and costs of the Helcim mobile data plan.




View and Download FWT 4G LTE ETS-8848 user manual online. Fixed Wireless Terminal. 4G LTE FWT ETS-8848 touch terminals pdf manual download.



How to Connect an Ingenico Move 5000 4G Mobile SIM Credit Card Terminal for First Time Use To Connect to Mobile Data 1) Confirm Communication Method is set to GPRS / Mobile ...



The device is designed as your reliable personal mobile Wi-Fi. Just inserting a SIM card, you can enjoy fast 4G LTE network with your family and friends. The device is a multi-mode wireless terminal for ...



How to Connect an Ingenico Move 5000 4G Mobile SIM Credit Card Terminal for First Time Use To Connect to Mobile Data 1) Confirm ...

Contact Us

For more information, pricing, or custom data center solutions, please contact us:

Website: <https://www.yoahorroenergia.es>

Email: hello@yoahorroenergia.es

Phone: +233 54 318 7269

Address: Plot 28, Spintex Road, Accra, Greater Accra, Ghana

This document is for informational purposes only. Specifications subject to change without notice.

