

## How to use a cold joint protective cover



### Overview

Protect U-joints to keep lubricants in and contaminants out. These covers stretch to. How to Form a Cold Joint in 1 Sided ICF; This week, we take a look a Mike's idea for creating a really clean cold joint in our 1-Sided ICF wall. DELTA®-COLDJOINT BARRIER is a self-adhesive, waterproofing membrane that protects critical foundation areas such as cold joints. Instead of drawing attention to the joint by edging each slab, learn how to butt them up flush and saw through the joint for a seamless t. more Join. One such problem is a cold joint, which occurs when the first layer of concrete sets before the next layer is added, preventing the two layers from bonding. This can be caused by a stoppage, delay, or low rate of pour placement. Cold joints can be unsightly and may lead to water damage. The smirking cover takes a long drag on his cigarette, exhales and mockingly asks, "What took you so long?"

" Nobody ever expects that the very option specifically designed to protect the bellows would in fact damage the bellows.

## How to use a cold joint protective cover



A cold joint is an advancing face of a concrete pour, which could not be covered by fresh concrete before concrete has begun to set due to stoppage, delay or low rate of pour placement.



Join us this week on Technique of the Week, where Jason reveals a game-changing method for making cold joints between concrete slabs look flawless.



**INSTALLATION INSTRUCTIONS:** The protective cover provides waterproof protection for plasters and bandages. To take a shower or a bath, simply slip the cover over the plaster or bandage.




This checklist outlines the essential tools, materials, and practices contractors use to place concrete safely and effectively in cold weather. From ...



Learn how to protect fresh concrete in cold weather with effective covering techniques to ensure proper curing and prevent freezing damage.



Faucet protection in just 2 SIMPLE STEPS: Hand-tighten the Freeze Miser on your exterior faucet. Open faucet all the way to ensure that water pressure is available to the Freeze Miser (Minimum 10 PSI). ...



Learn about cold joint concrete, its causes, effects, and solutions for maintaining structural integrity.



Our insulation covers are designed to be taken off and put back into place easily. Personnel of any skill level can remove and replace the covers in a few short minutes.



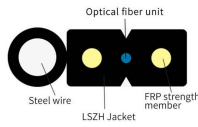
Protect U-joints to keep lubricants in and contaminants out. Slide these covers over the joint and use the included cable ties on the cuff ends to secure. Lg. Thk. Temp. Range, Shield ball joint rod ends to ...



Scientific evidence shows that effective ergonomic interventions can lower the physical demands of MMH work tasks, thereby lowering the incidence and severity of the musculoskeletal injuries they ...



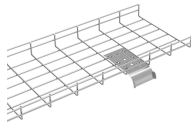
DonJoy® pioneered the concept of functional knee bracing over 40 years ago, and continues to lead the progression of performance by studying the body, listening to athletes, consulting physicians and ...



Learn how to repair cold joints in concrete to ensure the structural integrity of your project. Discover the right techniques and materials for a strong, lasting fix.



How to Form a Cold Joint in 1 Sided ICF; This week, we take a look at Mike's idea for creating a really clean cold joint in our 1-Sided ICF wall.



DELTA®-COLDJOINT BARRIER is a self-adhesive, waterproofing membrane that protects critical foundation areas such as cold joints. When used in combination with DELTA®-MS, or any other ...



If the cover is large and heavy enough, it may need handles or lifting lugs for use during inspection. This added feature can help prevent bellows damage during removal.

## Contact Us

For more information, pricing, or custom data center solutions, please contact us:

Website: <https://www.yoahorroenergia.es>

Email: [hello@yoahorroenergia.es](mailto:hello@yoahorroenergia.es)

Phone: +233 54 318 7269

Address: Plot 28, Spintex Road, Accra, Greater Accra, Ghana

This document is for informational purposes only. Specifications subject to change without notice.

