


## How to install round heads on a network server rack for a neat look




### Overview

In this guide, we'll see the tools you'll need, the best and proven practices for server rack setup and network rack setup, and the detailed steps you'll need to follow to achieve an efficient and future-proof infrastructure. The rack mounting kit consists of adapter brackets, rear braces, shelf rails, cage nuts, and screws. Caution - The server weighs about 180 pounds (100 kg) when fully loaded with components. To reduce the risk of serious personal injury or equipment damage, use a mechanical lift to install the. Determine how the device can be oriented in the rack so that the nonport side has access to intake air (cool). Install clip nuts or retainer nuts (as shown in the previous figure) in rack rail locations shown in the following figure.

## How to install round heads on a network server rack for a neat look



We put together this step-by-step guide to help you through the process. There may be some variation in steps depending on the brand and type of rack you choose (two-post racks versus ...



In this guide, we'll see the tools you'll need, the best and proven practices for server rack setup and network rack setup, and the detailed steps you'll need to follow to achieve an efficient and ...



Square rack holes are the most common type of rack holes, although some racks contain round holes. Square holes can accept either cage nuts that mount from the back of the rail, or clip ...



For rails with round holes, use two 10-32 screws with washers (refer to Figure 1) on each end of the top rail assembly. Tighten the screws according to specifications under Torque requirements.



Learn how to rack a server with this detailed step-by-step guide. Includes setup tips, cable management, cooling, and safety practices.




By mounting the square hole to round hole adapters on the INNER portion of the rack, it gave enough room for the rails to clip. We were concerned that when pushing the server back in the ...



This article outlines the steps to setup a server rack and offers the tips and tricks for securely building the rack.



Hey everyone, I'm not sure if this is too basic of a question for this server; if so, I apologize, but I am looking to replace the four rack rails in my 40u server as they are old, unthreaded ...



A solution to mounting equipment that is too long or too short for your rack. Converts round holes to square holes. Kit includes 2 of each bracket (12 total).



These topics describe how to install operating systems, firmware, and hardware for the Sun Server X2-8. This document also includes information about the use and maintenance of the server.

## Contact Us

For more information, pricing, or custom data center solutions, please contact us:

Website: <https://www.yoahorroenergia.es>

Email: [hello@yoahorroenergia.es](mailto:hello@yoahorroenergia.es)

Phone: +233 54 318 7269

Address: Plot 28, Spintex Road, Accra, Greater Accra, Ghana

This document is for informational purposes only. Specifications subject to change without notice.

