

How to cut corners in a distribution box



Overview

To cut box corners with a mitre saw, you will need to set up your work area, gather your tools, and make precise measurements and markings on the box. You will then place the box in the mitre box and align it with the side of the box before making a mitre cut. This article unveils the practical magic of corner cutting and notching, exploring how these techniques unlock effortless folding, enhance corner aesthetics, and ultimately contribute to the superior quality and user-friendliness of rigid box packaging. For packaging designers, manufacturers. The drawing below of a simple rectangular bag identifies the main measurements of your finished project.

How to cut corners in a distribution box



When you cut something, you slice into it or remove a part of it, like when you cut your friend's hair or cut a pan of brownies into squares. You can also cut figuratively, like when you're cut by your piano ...



In this guide, we will provide you with step-by-step instructions on how to cut molding corners accurately. So, let's get started! Learn how to cut molding corners for your project with these ...



Here are several tips from Urchfab on cutting, welding and finishing steel box corners to a seamless finish...



Definition of cut verb in Oxford Advanced Learner's Dictionary. Meaning, pronunciation, picture, example sentences, grammar, usage notes, synonyms and more.




This guide will walk you through each step to master cutting molding corners with precision and ease.



CUT definition: 1. to break the surface of something, or to divide or make something smaller, using a sharp tool.... Learn more.



Get precise box corner cuts with a mitre saw! Learn how to cut box joints accurately and achieve a perfect fit with this easy-to-follow guide.



If you cut something, you use a knife or a similar tool to divide it into pieces, or to mark it or damage it. If you cut a shape or a hole in something, you make the shape or hole by using a knife or similar tool.




With the mitre joint assembled, use a handsaw to cut thin kerfs into the outer surface of the corners. You have lots of flexibility on what the joint will look like, as stopping at different depths, ...




The meaning of CUT is to penetrate with or as if with an edged instrument. How to use cut in a sentence.



These visuals will clearly illustrate both corner cutting and corner notching techniques, allowing you to see the base boards before and after corner modification, and understand how these...



Join me this week as we learn how to create decorative box corners using flat metal filigrees.. it square, round or other odd shapes, too!



Splined Box-Corner Jig From Scrap: This is another mini-instructable for a table saw jig, and this one is for putting "splined corners" onto wooden boxes. All you need is three pieces of wood to make this, ...



Recent Examples of Synonyms for cut. Nicholson repeatedly stabbed her and slit her throat before stuffing her into a large plastic bin with her arms and legs sticking out, Porter said. If it's baked in a ...



First, cut some strips of hardwood on the table saw, but about half a millimeter wider than the slot they need to fit into. Its best to cut several strips, just to be safe. Then, adjust the fence to the exact width ...



The diagrams below show a cut-out corner that will result in a 4" boxed corner. In figure 1, the side and bottom seams are both stitched with a 1/2" seam allowance and the corner box is cut out at 2" x 2".

Contact Us

For more information, pricing, or custom data center solutions, please contact us:

Website: <https://www.yoahorroenergia.es>

Email: hello@yoahorroenergia.es

Phone: +233 54 318 7269

Address: Plot 28, Spintex Road, Accra, Greater Accra, Ghana

This document is for informational purposes only. Specifications subject to change without notice.

