


# How to calculate the internal angle of relay protection




## How to calculate the internal angle of relay protection



This angle logic is what makes relay settings meaningful. The magnitude thresholds matter, but the angle decides direction. The trip path should only energize when both magnitude and ...



Coordinate 24 cycles (0.4 seconds) behind any type of time delay relay used to protect any piece of equipment at the remote terminal(s) of the protected line for faults which can also be seen by the ...



This modification of the line angle is important in the context of protection schemes, particularly distance protection, which relies on accurate impedance measurements to determine the ...



You can use this example to study the performance of impedance relay and mho relay in various fault conditions. Both the relays have two types of relays for ...




Modern digital relays can be programmed with line parameters such as positive and zero sequence line impedance (in secondary ohms) and the corresponding phase ...



Effective relay protection in HV/MV substations requires a thorough approach encompassing calculations, precise settings, meticulous coordination, informed relay selection, and ...



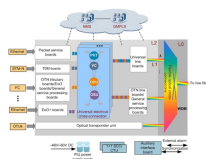
This interactive tool is a game-changer for distance relay protection studies. It bridges the gap between theoretical understanding and practical application, offering a hands-on approach to ...



The line length and line angle are the positive-sequence line impedance magnitude ( $Z1MAG$ ) and angle ( $Z1ANG$ ) of the protected line (see Table 1). They are needed to calculate faults ...



The goal is to find the condition that makes the terminal of the local relay the strongest in the zero-sequence network. Common  $N - 1$  contingencies include remote ground sources or parallel lines (or ...



Similarly to a directional earthing relay, the characteristic angle of a directional phase relay defines the position of the angular tripping zone. It is the angle between the normal to the tripping plane and the ...



The paper will allow junior protection engineers to become familiar with principles of distance protection, and will help seasoned protection practitioners to better understand distance protection, and benefit ...



The document discusses the settings and calculations for distance protection. It provides the zone settings for zones 1 through 4 as a percentage of the protected line.



Directional protection requires the setting of an appropriate Relay Characteristic Angle (RCA) to define what direction the relay is "looking" to define half of the plane as the operating zone and the other ...

## Contact Us

For more information, pricing, or custom data center solutions, please contact us:

Website: <https://www.yoahorroenergia.es>

Email: [hello@yoahorroenergia.es](mailto:hello@yoahorroenergia.es)

Phone: +233 54 318 7269

Address: Plot 28, Spintex Road, Accra, Greater Accra, Ghana

This document is for informational purposes only. Specifications subject to change without notice.

