

How to calculate the bending of cable tray elbows



Overview

Calculate the minimum required bend radius by multiplying the cable's outside diameter by its bending factor (e. Then, select a standard tray fitting (300mm, 450mm, etc.) that matches or exceeds this value. How to calculate cable bending?


The method for producing bridge bend elbows is as follows: Take a 90-degree cable tray bend elbow as an example, and apply the same principles for 45-degree bends accordingly. The length of the bottom side (bottom diagonal) after bending the cable tray should be equal to the width of the cable. How to Calculate Cable Tray Offset & Cut Marks?

Calculating an offset doesn't have to be a complex geometry lesson. How do we calculate the value of radius (R) of the circle in this attached sketch?

Basically I am trying to prove that this cable can be pulled in this cable tray without the need of a. Here is the simple solution Create two type : 90 elbow and 45 elbow In the real world, to make a 45 elbow, we need two segments,

to make a 90 elbow, we need three segments I've also tried to use some geometry forms in revit but no hope.

How to calculate the bending of cable tray elbows




Unlock powerful functions with our scientific calculator. From basic arithmetic to complex equations, handle every calculation with ease and precision. Perfect for students, engineers, and professionals



Percentage Calculator Please provide any two values below and click the "Calculate" button to get the third value.



By applying the following formula you can quickly find the size of the cut-out section that you need to cut out of the side of the cable tray, or gutter-type section to make that angle.




We can supply standard cable trays, bends, reducers, risers, elbows, and fully customized compound offset fittings. If your site has tight clearances or complex routing requirements, our manufacturing ...




calculate anything, anytime, anywhere... Free online calculators for everything. Some solve problems, some satisfy curiosity and some simply for fun.



Calculate the necessary length of material to form elbows, considering the inner radius and degree of the bend to minimize material stress. Use a mandrel bender to maintain the inner ...



When folded the top will run from D to E and the bottom G to C to F to H. The dotted lines show where the strip is folded. Of course, the strip doesn't look like the diagram (as it is straight) but, ...



R0 = Round to 0 decimals: round off the current display value to 0 decimal places
 % = Percent: use displayed value to calculate a percentage
 Accessible Calculator Features
 Zoom: Increase the size of ...




Your all-in-one online calculator for quick and precise basic to scientific calculations. Easily perform addition, subtraction, multiplication, division, trigonometry, logarithms, and more with our user ...



You can get different radius bends for tray. Here's a snip of some aluminum, horizontal bend options from Eaton's B-line catalog. I think 24" is typically the minimum, so your 12.2" bending ...



That Calculator Your go-to destination for free online calculators. Calculate with ease across math, fitness, finance, and science domains.



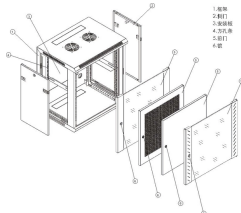
How to bend a cable tray bridge type • HOW TO BEND A CABLE TRAY BRIDGE TYPE/TAGALOG How to bend 11.25 degree of cable tray using $x0.80$ formula • HOW TO BEND 11.25 DEGREE OF...



In the real world, to make a 45 elbow, we need two segments, to make a 90 elbow, we need three segments I've also tried to use some geometry forms in revit but no hope...



Darts Calculator Our Darts Calculator helps players calculate scores and checkouts quickly and accurately, making the game more enjoyable and competitive! Darts Calculator BMI Calculator Our ...



Simple online calculator with memory functions similar to a basic handheld calculator. Free simple calculator for adding, subtracting, multiplying, dividing.



Symbolab: equation search and math solver - solves algebra, trigonometry and calculus problems step by step



How to bend a cable tray bridge type • HOW TO BEND A CABLE TRAY BRIDGE TYPE/TAGALOG How to bend 11.25 degree of cable tray using $x0.80$ formula • HOW TO BEND 11.25 DEGREE OF...



Calculate the minimum required bend radius by multiplying the cable's outside diameter by its bending factor (e.g., 10x for multicore). Then, select a standard tray fitting (300mm, 450mm, etc.) that ...



As for modifying bend elbows with specified cable tray lengths, calculations can be made using simple mathematical knowledge learned in middle school, allowing for control of any desired length distance.



When folded the top will run from D to E and the bottom G to C to F to H. The dotted lines show where the strip is folded. Of course, the strip doesn't ...



The document discusses Metstrut cable tray systems, including their configuration, materials, dimensions, and compliance with industry standards. Key points: - Cable trays have integral ...



Calculate anything, anytime, anywhere!
Calculators is a huge collection of free online calculators along with plenty of conversions tools for a variety of subjects.

Contact Us

For more information, pricing, or custom data center solutions, please contact us:

Website: <https://www.yoahorroenergia.es>

Email: hello@yoahorroenergia.es

Phone: +233 54 318 7269

Address: Plot 28, Spintex Road, Accra, Greater Accra, Ghana

This document is for informational purposes only. Specifications subject to change without notice.

