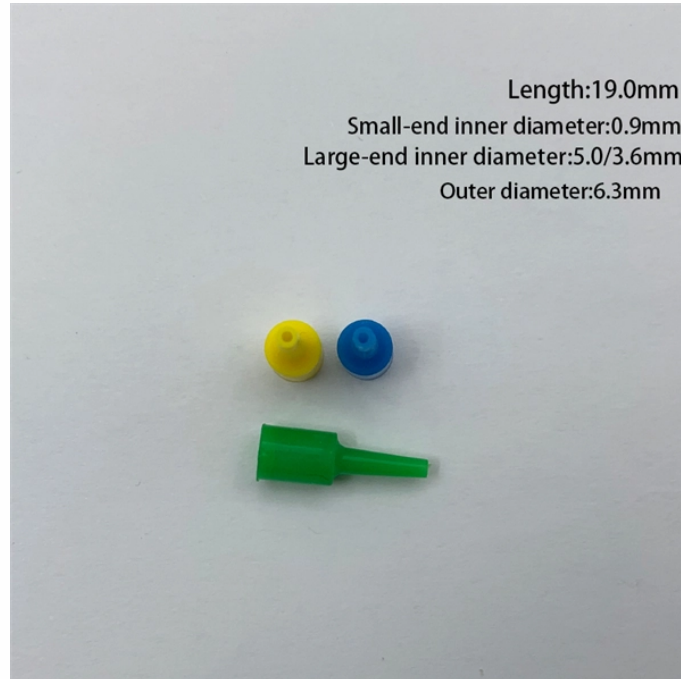



## How to attach a mesh to a fiber optic cable



## How to attach a mesh to a fiber optic cable



1.1 This procedure provides instructions for installing a wire mesh pulling grip on Corning Cable Systems SST, SST-Ribbon™, SST-UltraRibbon™, SST-Ribbon™ Dry-Lock, ALTOS, and ALTOS Riser fiber ...



5. Pulling Grip Installation  
 5.1 Trim the end of the cable with side cutters to remove any protruding tubes, yarn, or central member (Figure 3).  
 Figure 3  
 5.2 To install the grip:



1.1 This procedure provides instructions for installing a wire mesh pulling grip on Corning Cable System multifiber tight buffered fiber optic cables that are not connectorized.




1.1 This procedure provides general instructions for installing a wire mesh pulling grip (Figure 1) on ALTOS® ribbon, and SST-Ribbon™ gel-free, and high strength fiber optic cables.



In order to install an interlocking armor cable, <br /> there are a few important tools that you <br /> should have for the installation process: <br /> • Utility knife or sheath knife <br /> • ...



Place a wrap of vinyl tape around the end of the cable core during the jacket/ sheath removal process to secure the aramid yarns and other components of the cable core.



How to install mesh Pulling Grip | Fiber Cable Professional Education 1.34K subscribers  
Subscribe



4.1 Prior to installation, the proper size grip must be chosen for the cable to be pulled. Grip selection is based on cable diameter. Generally speaking, use the smallest grip which will fit over the cable ...



This procedure provides instructions for installing a wire mesh pulling grip on multifiber tight-buffered fiber optic cables that are not connectorized. Examples of such cables include tight ...



The purpose of this best practices document is to provide a set of step by step instructions describing the installation of wire mesh pulling grips on non-armored and single armored cable.

## Contact Us

For more information, pricing, or custom data center solutions, please contact us:

Website: <https://www.yoahorroenergia.es>

Email: [hello@yoahorroenergia.es](mailto:hello@yoahorroenergia.es)

Phone: +233 54 318 7269

Address: Plot 28, Spintex Road, Accra, Greater Accra, Ghana

This document is for informational purposes only. Specifications subject to change without notice.

