

High Voltage Switch Busbar Temperature Measurement Method



Overview

Non-contact infrared sensors continuously monitor busbar temperature from a safe distance within cabinets, avoiding physical contact or complex insulation requirements. They detect early signs of overheating, allowing preventive maintenance. Statistical analysis from electrical utilities worldwide reveals that thermal-related failures account for 30-40% of all high voltage switchgear breakdowns, with average repair costs. Temperature monitoring in high-voltage busbar systems is vital for preventing faults, yet difficult due to electrical hazards, limited accessibility in switchgear cabinets, and interference risks in traditional contact-based methods. Gradual degradation, poor connections, and electrical imbalance. Busbar (copper row) lap surface is the “throat” part of the power transmission and distribution system, and its contact state directly determines the efficiency and safety of power transmission.


High Voltage Switch Busbar Temperature Measurement Method




The use of Tempsens pyrometer allows ongoing, real-time temperature measurement without power flow interruption, preventing equipment damage, downtime reduction, and general improvement in ...



The sensor is positioned at a safe distance from the busbar to avoid the risk of an electric arc, and will measure the surface temperature within a small spot. The size of the measured spot depends on the ...




The online monitoring system for fluorescent fiber optic temperature measurement of switchgear, the high-voltage busbar contact temperature measurement system, and the busbar contact components ...




Non-contact infrared sensors continuously monitor busbar temperature from a safe distance within cabinets, avoiding physical contact or complex insulation requirements. They detect early signs of ...




Because the buses inside HV switchgear cabinet are under high voltage condition, the very high voltage between the contacts of high-voltage switch or between high-voltage buses makes the direct ...




After drilling a small hole in the busbar, a Neuron PT100 Bolt sensor can be screwed into the hole to continuously measure the internal temperature of the busbar.




The AP Sensing Linear Heat Detection (LHD) solution consists of a fiber optic sensor cable fitted within the switchgear or attached to the busbar, plus a DTS control instrument that ...



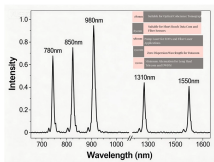
In this paper, we analyze the micro-mechanism and evolution of busbar lap surface heating, and explain in detail the technical barriers and application advantages of fluorescent fiber ...



The infrared temperature measurement method can quickly scan the temperature of the surface of high-voltage switchgear, with a fast measurement speed, suitable for large-scale rapid ...



Critical Problem: Busbar overheating causes 30-40% of switchgear failures, resulting in \$200,000-\$500,000 average repair costs and extensive power outages Optimal Solution: Passive ...



Non-contact IR thermometers ensure safe, accurate temperature measurements in HV environments, avoiding hazards and improving maintenance efficiency.

Contact Us

For more information, pricing, or custom data center solutions, please contact us:

Website: <https://www.yoahorroenergia.es>

Email: hello@yoahorroenergia.es

Phone: +233 54 318 7269

Address: Plot 28, Spintex Road, Accra, Greater Accra, Ghana

This document is for informational purposes only. Specifications subject to change without notice.

