


EMLCFP8 Test Report




EMLCFP8 Test Report



The test results in this report apply exclusively to the tested model / sample. Without written approval of SPORTON INTERNATIONAL INC., the test report shall not be reproduced except in full.




The observations and test results in this report are relevant only to the sample tested. This report by itself does not imply that the material, product, or service is or has ever been under an Intertek ...



Test Data: This test report contains data included in the scope of NVLAP accreditation.




Our report includes all of the tests requested by you and the results thereof based upon the information that you provided to us. Measurement uncertainty is only provided upon request for accredited tests.



The utility model belongs to the technical field of optical communication, and discloses a test board and a test device based on a 400Gbit/s CFP8 optical transceiver module.



The test report shall be invalid without all the signatures of testing engineers, reviewer and approver. Any objections must be raised to CCIC-SET within 15 days since the date when the report is received.




The results of testing in this report apply only to the product/system, which was tested. Other similar equipment will not necessarily produce the same results due to production tolerance and ...



All measurement and test results of the EMC laboratory of SLG-CPC Testlaboratory Co., Ltd. fulfil the requirements for measurement uncertainties according to the standards applied.





About the reference design (REFLED002-EVK-001) with backlight LED driver IC BD83A04EFV-M on board, the measurement results in accordance with CISPR25 are shown. 1.2. Evaluation target. 1.3. ...



This test report cannot be used partially or in full for publicity and/or promotional purposes without previous written permission of DEKRA. The information provided by the customer in this ...



The EUT was tested together with the thereafter additional components, and a configuration, which produced the worst emission levels, was selected and recorded in this report.

 <p>The image shows two grey PV combiner boxes. The top one is a smaller unit with a yellow warning triangle and the text 'PV combiner box' and 'DANGER HIGH VOLTAGE'. The bottom one is a larger unit with similar markings.</p>	<p>These test sections include the test name, the specified test method, a list of the actual test equipment used, documentation photos, results and raw data. No additions, deviations, or exclusions have been ...</p>
 <p>The image shows a large, silver metal cabinet with two doors and a handle on the right door.</p>	<p>The EUT identity consists of numerical and letter characters, the letter character indicates the test sample, and the following two numerical characters indicate the software version of the test sample.</p>

Contact Us

For more information, pricing, or custom data center solutions, please contact us:

Website: <https://www.yoahorroenergia.es>

Email: hello@yoahorroenergia.es

Phone: +233 54 318 7269

Address: Plot 28, Spintex Road, Accra, Greater Accra, Ghana

This document is for informational purposes only. Specifications subject to change without notice.

