




## Dual LC Interface Creation





## Dual LC Interface Creation

|   |   |
|---|---|
|  | <p>APPLICATION r faster terminations. Simplex connectors include one LC connector, one boot, a crimp ring (not included for 900-micron), a dust cap, and duplex LC connectors include two simplex ...</p> |
|---|---|

|   |  |
|---|--|
|  | <p>LC simplex and duplex connectors are used for equipment cross-connects or interconnects in backbone, horizontal and work area applications for high-speed data transmissions.</p> |
|---|--|

|  |   |
|--|---|
|  | <p>Flexible, software-aided switching between the application options as a heart-cut 2D-LC system or as two independent 1D-LC systems enables more efficient instrument operation and increases the ...</p> |
|--|---|

|   |  |
|---|--|
|  | <p>This flow scheme illustrates how the three six-port valves can be configured to run the system for 2D-LC analysis with two columns with a trap column in series, or as a dual LC system with two columns in ...</p> |
|---|--|

|   |  |
|---|--|
|  | <p>LC Adapters and Cable Assemblies meet the growing demand for small form factor, high-density fiber optic connectivity with simplex, duplex, single-mode and multimode options. These connectors ...</p> |
|---|--|




The Mod\_DeSel allows the use of multiple XFP modules on a single 2-wire interface bus. When the Mod\_DeSel pin is “High”, the module shall not respond to or acknowledge any 2-wire interface ...



SENKO has engineered dual LC connectors designed to match the precise QSFP-DD footprint with a “belly to belly” configuration. The user-friendly push-pull tab at the rear, streamlines connector ...



A duplex LC connector consists of two LC connectors joined together with a duplex clip, forming a single paired interface. Each connector terminates one optical fiber within a duplex patch ...



400G QSFP-DD 2xFR4 Eye Diagram (CWDM4) On the other hand, the 200G QSFP-DD 2x CWDM4 fan-out module smoothly transitions from the CS interface to a user-friendly LC interface.



400G QSFP-DD 2xFR4 Eye Diagram (CWDM4) On the other hand, the 200G QSFP-DD 2x CWDM 4 fan-out module smoothly transitions from the CS interface to a user-friendly LC interface.

## Contact Us

For more information, pricing, or custom data center solutions, please contact us:

Website: <https://www.yoahorroenergia.es>

Email: [hello@yoahorroenergia.es](mailto:hello@yoahorroenergia.es)

Phone: +233 54 318 7269

Address: Plot 28, Spintex Road, Accra, Greater Accra, Ghana

This document is for informational purposes only. Specifications subject to change without notice.

