

Bolt specifications for cable tray connecting plates



Bolt specifications for cable tray connecting plates




A. General: Except as otherwise indicated, provide metal cable trays, of types, classes and sizes indicated; with splice plates, bolts, nuts and washers for connecting units.



Some applications may require the cable tray to support the weight of a single, dead object in addition to the cable loads. Specifications typically require this to be applied at the midpoint of the span between ...



Cable tray length is selected based on the load to be supported, the distance between the supports (also referred to as the span), and handling and installation constraints.



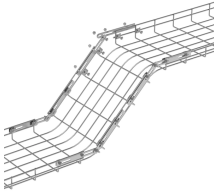
Cablofil's Wiremesh Cable Tray concept is based on performance, safety, and economy. These three qualities make the Cablofil Wiremesh Cable Tray system preferred by installers.



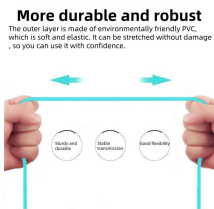
Two-piece bracket attaches to 3/8" (9.5mm) wide x 1 1/2" (38.1mm) or 3/8" (9.5mm) wide x 2" (50.8mm) ladder rack rail. Bracket halves slide into position and clamp together on the ladder rack rail, which ...



The document outlines specifications for various joint plates and connectors used in cable tray installations, including dimensions and quantities for each component.



When mounted horizontally, the bolt may be used to replace one of the bolts in a splice plate, eliminating the need to drill the tray. When used on aluminum conductors the cable must be scratch brushed ...




Installation guide for 9A-6016 & 9A-6017 heavy duty expansion splice plates. Includes gap settings, torque specs, and material list.



The fittings can be fastened to the cable tray rail either with double clamps of type DOP A2 or with truss-head bolts of type FRS and combination nuts. The exceptions to this are vertical bends, adjustable ...



NEMA VE 1-2017 Specifies requirements for metal cable trays and associated fittings designed for use in accordance with the rules of Canadian Electrical Code, Part I and the National Electrical Code®



Appl cat on Example of KBE To nstall cable tray - stra ght use 2 p eces of KBE and CFS bolts and nuts (M6 or M8)

Contact Us

For more information, pricing, or custom data center solutions, please contact us:

Website: <https://www.yoahorroenergia.es>

Email: hello@yoahorroenergia.es

Phone: +233 54 318 7269

Address: Plot 28, Spintex Road, Accra, Greater Accra, Ghana

This document is for informational purposes only. Specifications subject to change without notice.

